TESLA TECH
www.TeslaTech.GmbH

2022

PRODUCT CATALOGUE - PROFESSIONAL PORTABLE POWER DISTRIBUTION SOLUTIONS

TABLE OF CONTENTS

PLASTIC POWER DISTRIBUTION UNITS 5

SOLID RUBBER POWER DISTRIBUTION UNITS 10

RACK MOUNTED POWER DISTRIBUTION UNITS 32

CABLE REELS 40

CABLE ASSEMBLY 47

PETER KORPONAI
Managing Director

DANIEL KORPONAI
Managing Director

"We used to provide high voltage entertainment services with a Tesla coil for the event and film industry. Electricity was always an issue and our highest concern as vendors typically did not use professional equipment with adequate protections. We learned from first-hand experience that **electricity is the heart of any movie set or event. Without adequately distributed electricity, the show can't go on.**

We believe electricity, thus fully protecting the crew and equipment, should be the top priority for any film set or event. We launched Tesla Tech to provide professional electricity distribution solutions with must-have functionalities. **Tesla Tech enables end-users to stop worrying about electricity.**"

POWER DISTRIBUTION UNITS

Design and build services for units made of plastic, solid rubber, and aluminium.

CABLE REELS

Design and build services for cable drums with a wide range of connectors, protections, and measuring units.

CABLE ASSEMBLY

Manufacturing input, extension, signal, control, earthing and bonding cables.



ENGINEERING ADVISORY

Providing complex solutions for unique electrical challenges.

OFFERING A ONE-STOP-SHOP SOLUTIONS FOR THE MOTION PICTURE AND THE EVENT INDUSTRY WHEN IT COMES TO ELECTRICITY

Tesla Tech offers customisable, professional, and reliable solutions for portable power distribution. We have redefined industry standards to enable filming without any electrical interruption and to fully protect the crew and equipment even in the case of extreme conditions. We design & build power distribution units, cable drums, and cable assembly.

MECHANICAL RESISTANCE

Designed for heavy-duty work with impact resistant features.

QUALITY

Built with premium electrical products manufactured by market-leading brands.

DIAGNOSTICS

The built-in measuring devices provide real-time data to monitor the security of the electricity supply.

TT MOVIE EDITION

RELIABILITY

Trusted safety features to fully protect the crew and equipment.

CERTIFICATION

Our products fully comply with local regulations and harmonized EU standards.

COMPACT DESIGN

Professional product appearance and user-friendly design.

EXCEPTIONAL FUNCTIONALITIES WITH NO COMPROMISE ON QUALITY. THIS IS WHAT TESLA TECH OFFERS.

PLASTIC POWER DISTRIBUTION UNITS

TECHNICAL SPECIFICATIONS

[ID: TTP1-003-C]

INPUT

CEE 63A 400V 5P (Mennekes)

PROTECTION

1x MCB C63A 4P (Schneider Electric)

OUTPUT

6x CEE 16A 3P (Mennekes)
3x CEE 32A 3P (Mennekes)
1x CEE 32A 5P (Mennekes)
1x CEE 63A 5P (Mennekes)
1x M8 earth stud (Schützinger)
1x Han® GND grounding connector (Harting)

PROTECTION

3x RCCB 40A 30mA 2P A type, 6x MCB C16A 1P (Schneider Electric)
3x RCBO C32A 30mA A type 2P (Schneider Electric)
1x RCBO C32A 30mA A type 4P (Schneider Electric)
Looped

ADDITIONAL FUNCTIONS

MEASURING DEVICE

1x power monitoring device (Siemens)

SAFETY

1x emergency button with shunt trip release (Schneider Electric)
1x residual current monitor (RCM) (Siemens)
1x voltage monitoring relay (VMR) (Elko EP)
2x key switches to bypass RCM and VMR
1x contactor that switches the outputs depends on the status of RMC and VMR (Schneider Electric)

INDICATOR LIGHT

3x phase indicator LED (APEM)
2x fault indicator LED (for RCM/VMR and contactor fault indication) (APEM)

DIMENSIONS - 475mm x 520mm x 455mm (H x W x D)
MATERIAL - HDPE – UV resistant | Protection type - IP44 and IK08
CERTIFICATION - CE (EN 61439-1 and EN 61439-4)

TTP1 M&E EDITION



EMERGENCY BUTTON

RESIDUAL CURRENT CIRCUIT BREAKERS (RCCB) AND MINIATURE CIRCUIT BREAKERS (MCB)

POWER MONITORING DEVICE

PHASE INDICATOR LED

FAULT INDICATOR LED

SHUNT TRIP RELEASE

"MAIN" MINIATURE CIRCUIT BREAKER (MCB)

RESIDUAL CURRENT MONITOR WITH BYPASS KEY SWITCH

RESIDUAL CURRENT CIRCUIT BREAKERS WITH OVERCURRENT PROTECTION (RCBO)

VOLTAGE MONITORING RELAY WITH BYPASS KEY SWITCH

STACKABLE AND WEAR-RESISTANT STAINLESS STEEL FEET

UV AND WATER-RESISTANT BLACK HDPE MATERIAL WITH A STRUCTURED SURFACE

PHASES WITH DISTINCTIVE MARKINGS

HEAVY-DUTY HANDLE

QCR* FASTENING TECHNOLOGY

DUAL EARTHING SYSTEM

HIDDEN CAP HOLDER

*QCR fastening technology stands for Quick Connector Replacements meaning that the user can change the connector by solely removing the 4 screws without fully disassembling the distribution unit. We designed and built the PDU with sufficient cables to let the user smoothly change the connector.

PLASTIC POWER DISTRIBUTION UNITS | TTP1 ORDERING GUIDE (1/2)

Example Plastic Distribution Unit Ordering Number:	TTP1-001	-	C

1. ID (Prefix)
2. Colour of connectors*

ID (Prefix)	Input	Input protection	Output	Output protection	Colour of connectors*
TTP1-001	CEE 63A 400V 5P (ME)	1x MCB C63A 4P (SE)	6x CEE 16A 3P (ME) 3x CEE 32A 3P (ME) 1x CEE 32A 5P (ME) 1x CEE 63A 5P (ME) 1x M8 earth stud (HA) 1x Han® GND con. (HA)	3x RCBO C16A 30mA A type 2P (SE) 3x RCBO C32A 30mA A type 2P (SE) 1x RCBO C32A 30mA A type 4P (SE) Looped	C or B
TTP1-002	CEE 63A 400V 5P (ME)	1x MCB C63A 4P (SE)	6x Schuko 16A 3P (ME) 3x CEE 32A 3P (ME) 1x CEE 32A 5P (ME) 1x CEE 63A 5P (ME) 1x M8 earth stud (HA) 1x Han® GND con. (HA)	3x RCBO C16A 30mA A type 2P (SE) 3x RCBO C32A 30mA A type 2P (SE) 1x RCBO C32A 30mA A type 4P (SE) Looped	C or B
TTP1-003	CEE 63A 400V 5P (ME)	1x MCB C63A 4P (SE)	6x CEE 16A 3P (ME) 3x CEE 32A 3P (ME) 1x CEE 32A 5P (ME) 1x CEE 63A 5P (ME) 1x M8 earth stud (HA) 1x Han® GND con. (HA)	3x RCCB 40A 30mA 2P A type, 6x MCB C16A 1P (SE) 3x RCBO C32A 30mA A type 2P (SE) 1x RCBO C32A 30mA A type 4P (SE) Looped	C or B
TTP1-004	CEE 63A 400V 5P (ME)	1x MCB C63A 4P (SE)	6x Schuko 16A 3P (ME) 3x CEE 32A 3P (ME) 1x CEE 32A 5P (ME) 1x CEE 63A 5P (ME) 1x M8 earth stud (HA) 1x Han® GND con. (HA)	3x RCCB 40A 30mA 2P A type, 6x MCB C16A 1P (SE) 3x RCBO C32A 30mA A type 2P (SE) 1x RCBO C32A 30mA A type 4P (SE) Looped	C or B

Notes

All units are manufactured with the following additional functions:

Measuring device
- 1x power monitoring device (SI)

Safety
- 1x emergency button with shunt trip release
- 1x residual current monitor (RCM)
- 1x voltage monitoring relay (VMR)
- 2x key switches to bypass RCM and VMR
- 1x contactor that switches the outputs depends on the status of RMC and VMR

Indicator light
- 3x phase indicator LED
- 2x fault indicator LED (for RCM/VMR and contactor fault indication)

*Colour of the connectors: code C refers to coloured connectors (red for three-phase and blue for single-phase) while code B refers to black-coloured connectors.

Looking for a different unit? We provide design & build services for custom units. Contact us with your specification.

Legend: AP=APEM | HA= Harting | ME=Mennekes | TI=Nexans Titanex | SE=Schneider Electric | SI=Siemens

PLASTIC POWER DISTRIBUTION UNITS | TTP1 ORDERING GUIDE (2/2)

Example Plastic Distribution Unit Ordering Number:	TTP1-001	-	C

1. ID (Prefix)
2. Colour of connectors*

ID (Prefix)	Input	Input protection	Output	Output protection	Colour of connectors*
TTP1-005	CEE 63A 400V 5P (ME)	1x MCB C63A 4P (SE)	6x CEE 16A 3P (ME) 3x CEE 32A 3P (ME) 1x CEE 32A 5P (ME) 1x CEE 63A 5P (ME) 1x M8 earth stud (HA) 1x Han® GND con. (HA)	3x RCCB 40A 30mA 2P A type, 6x MCB C16A 1P (SE) 1x RCCB 40A 30mA 4P A type, 3x MCB C32A 1P (SE) 1x MCB C32A 4P (SE) Looped	C or B
TTP1-006	CEE 63A 400V 5P (ME)	1x MCB C63A 4P (SE)	6x Schuko 16A 3P (ME) 3x CEE 32A 3P (ME) 1x CEE 32A 5P (ME) 1x CEE 63A 5P (ME) 1x M8 earth stud (HA) 1x Han® GND con. (HA)	3x RCCB 40A 30mA 2P A type, 6x MCB C16A 1P (SE) 1x RCCB 40A 30mA 4P A type, 3x MCB C32A 1P (SE) 1x MCB C32A 4P (SE) Looped	C or B
TTP1-007	CEE 63A 400V 5P (ME)	1x MCB C63A 4P (SE) 1x RCCB 63A 30mA 4P A type (SE)	6x CEE 16A 3P (ME) 3x CEE 32A 3P (ME) 1x CEE 32A 5P (ME) 1x CEE 63A 5P (ME) 1x Han® GND con. (HA)	6x MCB C16A 1P (SE) 3x MCB C32A 1P (SE) 1x MCB C32A 4P (SE) Looped	C or B
TTP1-008	CEE 63A 400V 5P (ME)	1x MCB C63A 4P (SE) 1x RCCB 63A 30mA 4P A type (SE)	6x Schuko 16A 3P (ME) 3x CEE 32A 3P (ME) 1x CEE 32A 5P (ME) 1x CEE 63A 5P (ME) 1x Han® GND con. (HA)	6x MCB C16A 1P (SE) 3x MCB C32A 1P (SE) 1x MCB C32A 4P (SE) Looped	C or B

Notes

All units are manufactured with the following additional functions:

Measuring device
- 1x power monitoring device (SI)

Safety
- 1x emergency button with shunt trip release
- 1x residual current monitor (RCM)
- 1x voltage monitoring relay (VMR)
- 2x key switches to bypass RCM and VMR
- 1x contactor that switches the outputs depends on the status of RMC and VMR

Indicator light
- 3x phase indicator LED
- 2x fault indicator LED (for RCM/VMR and contactor fault indication)

*Colour of the connectors: code C refers to coloured connectors (red for three-phase and blue for single-phase) while code B refers to black-coloured connectors.

Looking for a different unit? We provide design & build services for custom units. Contact us with your specification.

Legend: AP=APEM | HA= Harting | ME=Mennekes | TI=Nexans Titanex | SE=Schneider Electric | SI=Siemens

SOLID RUBBER POWER DISTRIBUTION UNITS



TECHNICAL SPECIFICATIONS

[ID: TTR1-P001-B]

INPUT

CEE 32A 400V 5P (Mennekes)

OUTPUT

6x CEE 16A 3P (Mennekes)
1x CEE 16A 5P (Mennekes)
1x CEE 32A 5P (Mennekes)
1x Han® GND grounding connector (Harting)

PROTECTION

1x RCCB 40A 30mA 4P A type (Schneider Electric)

PROTECTION

6x MCB C16A 1P (Schneider Electric)
1x MCB C16A 3P (Schneider Electric)
Looped (Link output is not protected by RCCB)

ADDITIONAL FUNCTIONS

MEASURING DEVICE

1x three-phase ammeter (muRata)

INDICATOR LIGHT

3x phase indicator LED (APEM)

DIMENSIONS - 320 x 360 x 310mm (H x W x D)
MATERIAL - Solid rubber – UV and ozone resistant
PROTECTION TYPE - IP54 AND IK08
CERTIFICATION - CE (EN 61439-1 and EN 61439-4)

TTR1 M&E EDITION



TECHNICAL SPECIFICATIONS

[ID: TTR1-S002-C]

INPUT

CEE 32A 400V 5P (Mennekes)

OUTPUT

6x Schuko 16A 3P (Mennekes)
1x CEE 16A 5P (Mennekes)
1x CEE 32A 5P (Mennekes)
1x Han® GND grounding connector (Harting)

PROTECTION

1x RCCB 40A 30mA 4P A type (Schneider Electric)

PROTECTION

3x MCB C16A 1P (Schneider Electric)
1x MCB C16A 3P (Schneider Electric)
Looped (Link output is not protected by RCCB)

ADDITIONAL FUNCTIONS

INDICATOR LIGHT

3x phase indicator LED (APEM)

DIMENSIONS - 320mm x 360mm x 285mm (H x W x D)
MATERIAL - Solid rubber – UV and ozone resistant
PROTECTION TYPE - IP54 AND IK08
CERTIFICATION - CE (EN 61439-1 AND EN 61439-4)


MINIATURE CIRCUIT BREAKERS (MCB)
PHASES WITH DIFFERENT COLOURS
DURABLE SIGNBOARD
PHASE INDICATOR LED
RESIDUAL CURRENT CIRCUIT BREAKER
TTR1
TESLA TECH
main rccb
L1
L2
L3

SOLID RUBBER POWER DISTRIBUTION UNITS | TTR1 ORDERING GUIDE (1/2)

Example TTR1 Type Ordering Number:	TTR1-P001	-	C

1. ID (Prefix)
2. Colour of connectors*

TTR1 Professional Product Offerings

ID (Prefix)	Input	Input protection	Output	Output protection	Measuring device	Colour of the connectors*
TTR1-P001	CEE 32A 400V 5P (ME)	1x RCCB 40A 30mA 4P A type (SE)	6x CEE 16A 3P (ME) 1x CEE 16A 5P (ME) 1x CEE 32A 5P (ME) 1x Han® GND con. (HA)	6x MCB C16A 1P (SE) 1x MCB C16A 3P (SE) Looped	1x three-phase ammeter (MU)	C or B
TTR1-P002	CEE 32A 400V 5P (ME)	1x RCCB 40A 30mA 4P A type (SE)	6x Schuko 16A 3P (ME) 1x CEE 16A 5P (ME) 1x CEE 32A 5P (ME) 1x Han® GND con. (HA)	6x MCB C16A 1P (SE) 1x MCB C16A 3P (SE) Looped	1x three-phase ammeter (MU)	C or B
TTR1-P003	CEE 32A 400V 5P (ME)	1x RCCB 40A 30mA 4P A type (SE)	4x Schuko 16A 3P (ME) 2x CEE 16A 5P (ME) 1x CEE 32A 5P (ME) 1x Han® GND con. (HA)	3x MCB C16A 1P (SE) 2x MCB C16A 3P (SE) Looped	1x three-phase ammeter (MU)	C or B
TTR1-P004	CEE 32A 400V 5P (ME)	1x RCCB 40A 30mA 4P A type (SE)	9x Schuko 16A 3P (ME) 1x Han® GND con. (HA)	9x MCB C16A 1P (SE)	1x three-phase ammeter (MU)	C or B
TTR1-P005	CEE 16A 400V 5P (ME)	1x RCCB 25A 30mA 4P A type (SE)	9x Schuko 16A 3P (ME)	3x MCB C16A 1P (SE)	1x three-phase ammeter (MU)	C or B

Notes

*Colour of the connectors: code C refers to coloured connectors (CEE: red for three-phase and blue for single-phase; Schuko: phases with different coloured connectors (blue, black, grey)) while code B refers to black-coloured connectors.

All units are manufactured with the following additional functions:

Indicator light
3x phase indicator LED (AP)

Looking for a different unit? We provide design & build services for custom units. Contact us with your specification.

Legend: AP=APEM | HA= Harting | ME=Mennekes | TI=Nexans Titanex | SE=Schneider Electric | SI=Siemens

Example TTR1 Type Ordering Number:	TTR1-S001	-	C

1. ID (Prefix)
2. Colour of connectors*

TTR1 Standard Product Offerings

ID (Prefix)	Input	Input protection	Output	Output protection	Measuring device	Colour of the connectors*
TTR1-S001	CEE 32A 400V 5P (ME)	1x RCCB 40A 30mA 4P A type (SE)	6x CEE 16A 3P (ME) 1x CEE 16A 5P (ME) 1x CEE 32A 5P (ME)	3x MCB C16A 1P (SE) 1x MCB C16A 3P (SE) Looped	-	C or B
TTR1-S002	CEE 32A 400V 5P (ME)	1x RCCB 40A 30mA 4P A type (SE)	6x Schuko 16A 3P (ME) 1x CEE 16A 5P (ME) 1x CEE 32A 5P (ME)	3x MCB C16A 1P (SE) 1x MCB C16A 3P (SE) Looped	-	C or B
TTR1-S003	CEE 32A 400V 5P (ME)	1x RCCB 40A 30mA 4P A type (SE)	4x Schuko 16A 3P (ME) 2x CEE 16A 5P (ME) 1x CEE 32A 5P (ME)	3x MCB C16A 1P (SE) 1x MCB C16A 3P (SE) Looped	-	C or B
TTR1-S004	CEE 16A 400V 5P (ME)	1x RCCB 25A 30mA 4P A type (SE)	9x Schuko 16A 3P (ME)	3x MCB C16A 1P (SE)	-	C or B

Notes

*Colour of the connectors: **code C** refers to coloured connectors (CEE: red for three-phase and blue for single-phase; Schuko: phases with different coloured connectors (blue, black, grey)) while **code B** refers to black-coloured connectors.

All units are manufactured with the following additional functions:

Indicator light
3x phase indicator LED (AP)

Looking for a different unit? We provide design & build services for custom units. Contact us with your specification.

Legend: AP=APEM | HA= Harting | ME=Mennekes | TI=Nexans Titanex | SE=Schneider Electric | SI=Siemens

TECHNICAL SPECIFICATIONS

[ID: TTR2-402-1.5-I-B]

INPUT

CEE 16A 400V 5P (Mennekes), 1.5m 5G2.5mm² cable (Titanex)

OUTPUT

3x CEE 16A 3P (Mennekes)

PROTECTION

3x RCBO C16A 30mA 2P A type (Schneider Electric)

ADDITIONAL FUNCTIONS

MEASURING DEVICE

1x three-phase ammeter (muRata)

INDICATOR LIGHT

3x phase indicator LED (APEM)

DIMENSIONS - 120mm x 430mm x 115mm (H x W x D)
MATERIAL - Solid rubber – UV and ozone resistant
PROTECTION TYPE - IP54 and IK08
CERTIFICATION - CE (EN 61439-1 and EN 61439-4)


PHASES WITH
DISTINCTIVE MARKINGS
PHASE INDICATOR LED
THREE-PHASE AMMETER
L1
L2
L3
MULTI-PHASE AC AMMETER
SEL
3 phase ammeter
MENNEKES
16A
cee 1
cee 2
cee 3
Schneider Electric
CABLE GLAND
WITH STRAIN RELIEF
EVENT AND ENTERTAINMENT EDITION
PANEL MOUNTED RECEPTACLES
DURABLE SIGNBOARD
RESIDUAL CURRENT CIRCUIT BREAKERS
WITH OVER CURRENT PROTECTION (RCBO)

TECHNICAL SPECIFICATIONS

[ID: TTR2-014-1.5-X-C]

INPUT

CEE 32A 400V 5P (Mennekes), 1.5m 5G6mm² cable (Titanex)

OUTPUT	PROTECTION
3x CEE 32A 3P (Mennekes)	Looped
1x CEE 32A 5P (Mennekes)	Looped

DIMENSIONS - 130mm x 430mm x 115mm (H x W x D)
MATERIAL - Solid rubber – UV and ozone resistant
PROTECTION TYPE - IP54 and IK08
CERTIFICATION - CE (EN 61439-1 and EN 61439-4)

[ID: TTR2-302-1.5-I-C]

INPUT

CEE 16A 230V 3P (Mennekes), 1.5m 3G2.5mm² cable (Titanex)

OUTPUT	PROTECTION
5x CEE 16A 3P (Mennekes)	Looped

ADDITIONAL FUNCTIONS

MEASURING DEVICE

1x single-phase ammeter (muRata)

INDICATOR LIGHT

1x phase indicator LED (APEM)

DIMENSIONS - 130mm x 430mm x 115mm (H x W x D)
MATERIAL - Solid rubber – UV and ozone resistant
PROTECTION TYPE - IP54 and IK08
CERTIFICATION - CE (EN 61439-1 and EN 61439-4)

TECHNICAL SPECIFICATIONS

[ID: TTR2-001-1.5-I-B]

INPUT

Schuko 16A 230V 3P (ABL), 1.5m 3G2.5mm² cable (Titanex)

OUTPUT

6x Schuko 16A 3P (Mennekes)

PROTECTION

Looped

ADDITIONAL FUNCTIONS

INDICATOR LIGHT

1x phase indicator LED (APEM)

DIMENSIONS - 95 x 430 x 115mm (H x W x D)
MATERIAL - Solid rubber – UV and ozone resistant
PROTECTION TYPE - IP54 and IK08
CERTIFICATION - CE (EN 61439-1 and EN 61439-4)

[ID: TTR2-002-1.5-I-B]

INPUT

CEE 16A 230V 3P (Mennekes), 1.5m 3G2.5mm² cable (Titanex)

OUTPUT

6x CEE 16A 3P (Mennekes)

PROTECTION

Looped

ADDITIONAL FUNCTIONS

INDICATOR LIGHT

1x phase indicator LED (APEM)

DIMENSIONS - 120mm x 430mm x 115mm (H x W x D)
MATERIAL - Solid rubber – UV and ozone resistant
PROTECTION TYPE - IP54 and IK08
CERTIFICATION - CE (EN 61439-1 and EN 61439-4)

SOLID RUBBER POWER DISTRIBUTION UNITS | TTR2 ORDERING GUIDE (1/5)

Example TTR2 type ordering number:	TTR2-001	-	1.5	-	I	-	C

1. ID (Prefix)
2. Cable length*
3. Indicator light**
4. Colour of connectors***

TTR2 Product Offerings

ID (Prefix)	Input	Input cable type	Input protection	Output	Output protection	Measuring device
TTR2-001	1x Schuko 16A 3P (ABL)	3G2.5mm² cable (TI)	-	6x Schuko 16A 3P (ME)	-	-
TTR2-002	1x CEE 16A 5P (ME)	5G2.5mm² cable (TI)	-	6x Schuko 16A 3P (ME)	-	-
TTR2-003	1x CEE 16A 3P (ME)	3G2.5mm² cable (TI)	-	3x CEE 16A 3P (ME)	-	-
TTR2-004	1x CEE 16A 5P (ME)	5G2.5mm² cable (TI)	-	3x CEE 16A 3P (ME)	-	-
TTR2-005	1x CEE 16A 3P (ME)	3G2.5mm² cable (TI)	-	6x CEE 16A 3P (ME)	-	-
TTR2-006	1x CEE 16A 5P (ME)	5G2.5mm² cable (TI)	-	6x CEE 16A 3P (ME)	-	-
TTR2-007	1x CEE 16A 5P (ME)	3G2.5mm² cable (TI)	-	3x CEE 16A 5P (ME)	-	-
TTR2-008	1x CEE 32A 3P (ME)	3G6mm² cable (TI)	-	3x CEE 32A 3P (ME)	-	-
TTR2-009	1x CEE 32A 5P (ME)	5G6mm² cable (TI)	-	3x CEE 32A 3P (ME)	-	-
TTR2-010	1x CEE 32A 5P (ME)	5G6mm² cable (TI)	-	3x CEE 32A 5P (ME)	-	-

Notes

*Cable length: **1.5** refers to unit with 1.5m cable (TI), **3.0** refers to unit with 3.0 cable (TI), and **5.0** refers to unit with 5m cable (TI).

Indicator light: **code X refers to without indicator LED and **code I** means with 1x or 3x phase indicator LED depending on whether it is single or three-phase unit.

***Colour of the connectors: **code C** refers to coloured connectors (red for three-phase and blue for single-phase) while **code B** refers to black-coloured connectors.

Looking for a different unit? We provide design & build services for custom units. Contact us with your specification.

Legend: AP=APEM | HA= Harting | ME=Mennekes | TI=Nexans Titanex | SE=Schneider Electric | SI=Siemens

Example TTR2 type Ordering Number:	TTR2-001	-	1.5	-	I	-	C
1. ID (Prefix)							
2. Cable length*							
3. Indicator light**							
4. Colour of connectors***							

TTR2 Product Offerings

ID (Prefix)	Input	Input cable type	Input protection	Output	Output protection	Measuring device
TTR2-011	1x CEE 16A 5P (ME)	5G2.5mm² cable (TI)	-	3x Schuko 16A 3P (ME) 2x CEE 16A 5P (ME)	-	-
TTR2-012	1x CEE 16A 5P (ME)	5G2.5mm² cable (TI)	-	3x CEE 16A 3P (ME) 2x CEE 16A 5P (ME)	-	-
TTR2-013	1x CEE 16A 5P (ME)	5G2.5mm² cable (TI)	-	3x CEE 16A 3P (ME) 1x CEE 16A 5P (ME)	-	-
TTR2-014	1x CEE 32A 5P (ME)	5G6mm² cable (TI)	-	3x CEE 32A 3P (ME) 1x CEE 32A 5P (ME)	-	-
TTR2-015	1x Neutrik powerCON 3P	3G2.5mm² cable (TI)	-	6x Neutrik powerCON 3P	-	-
TTR2-016	1x Schuko 16A 3P (ABL)	3G2.5mm² cable (TI)	-	6x Neutrik powerCON 3P	-	-
TTR2-017	1x CEE 16A 3P (ME)	3G2.5mm² cable (TI)	-	6x Neutrik powerCON 3P	-	-
TTR2-018	1x Neutrik powerCON TRUE1 TOP 3P	3G2.5mm² cable (TI)	-	6x Neutrik powerCON TRUE1 TOP 3P	-	-
TTR2-019	1x Schuko 16A 3P (ABL)	3G2.5mm² cable (TI)	-	6x Neutrik powerCON TRUE1 TOP 3P	-	-
TTR2-020	1x CEE 16A 3P (ME)	3G2.5mm² cable (TI)	-	6x Neutrik powerCON TRUE1 TOP 3P	-	-

Notes

*Cable length: **1.5** refers to unit with 1.5m cable (TI), **3.0** refers to unit with 3.0 cable (TI), and **5.0** refers to unit with 5m cable (TI).

Indicator light: **code X refers to without indicator LED and **code I** means with 1x or 3x phase indicator LED depending on whether it is single or three-phase unit.

***Colour of the connectors: **code C** refers to coloured connectors (red for three-phase and blue for single-phase) while **code B** refers to black-coloured connectors.

Looking for a different unit? We provide design & build services for custom units. Contact us with your specification.

Legend: AP=APEM | HA= Harting | ME=Mennekes | TI=Nexans Titanex | SE=Schneider Electric | SI=Siemens

Example TTR2 type Ordering Number:	TTR2-001	-	1.5	-	I	-	C

1. ID (Prefix)
2. Cable length*
3. Indicator light**
4. Colour of connectors***

TTR2 Product Offerings (with panel mounted input)

ID (Prefix)	Input	Input cable type	Input protection	Output	Output protection	Measuring device
TTR2-101	1x CEE 16A 3P (ME)	-	-	3x CEE 16A 3P (ME)	-	-
TTR2-102	1x CEE 16A 5P (ME)	-	-	3x CEE 16A 3P (ME)	-	-
TTR2-103	1x CEE 32A 3P (ME)	-	-	3x CEE 32A 3P (ME)	-	-
TTR2-104	1x CEE 32A 5P (ME)	-	-	3x CEE 32A 3P (ME)	-	-
TTR2-105	1x CEE 16A 5P (ME)	-	-	3x Schuko 16A 3P (ME) 1x CEE 16A 5P (ME)	-	-
TTR2-106	1x CEE 16A 5P (ME)	-	-	3x CEE 16A 3P (ME) 1x CEE 16A 5P (ME)	-	-
TTR2-107	1x Neutrik powerCON 3P	-	-	7x Neutrik powerCON 3P	-	-
TTR2-108	1x Neutrik powerCON TRUE1 TOP 3P	-	-	7x Neutrik powerCON TRUE1 TOP 3P	-	-

Notes

*Cable length: **1.5** refers to unit with 1.5m cable (TI), **3.0** refers to unit with 3.0 cable (TI), and **5.0** refers to unit with 5m cable (TI).

Indicator light: **code X refers to without indicator LED and **code I** means with 1x or 3x phase indicator LED depending on whether it is single or three-phase unit.

***Colour of the connectors: **code C** refers to coloured connectors (red for three-phase and blue for single-phase) while **code B** refers to black-coloured connectors.

Looking for a different unit? We provide design & build services for custom units. Contact us with your specification.

Legend: AP=APEM | HA= Harting | ME=Mennekes | TI=Nexans Titanex | SE=Schneider Electric | SI=Siemens

Example TTR2 type Ordering Number:	TTR2-001	-	1.5	-	I	-	C

1. ID (Prefix)
2. Cable length*
3. Indicator light**
4. Colour of connectors***

TTR2 Product Offerings (with input protection)

ID (Prefix)	Input	Input cable type	Input protection	Output	Output protection	Measuring device
TTR2-201	1x Schuko 16A 3P (ABL)	3G2.5mm² cable (TI)	1x RCCB 25A 30mA 2P A type (SE)	4x Schuko 16A 3P (ME)	2x MCB C16A 3P (SE)	-
TTR2-202	1x Schuko 16A 3P (ABL)	3G2.5mm² cable (TI)	1x RCCB 25A 30mA 2P A type (SE)	4x CEE 16A 3P (ME)	2x MCB C16A 3P (SE)	-
TTR2-203	1x CEE 16A 5P (ME)	3G2.5mm² cable (TI)	1x RCCB 25A 30mA 4P A type (SE)	3x CEE 16A 5P (ME)	-	-
TTR2-204	1x CEE 16A 5P (ME)	3G2.5mm² cable (TI)	1x RCBO C16A 30mA 4P A type (SE)	3x CEE 16A 5P (ME)	-	-
TTR2-205	1x CEE 32A 5P (ME)	5G6mm² cable (TI)	1x RCCB 40A 30mA 4P A type (SE)	3x CEE 32A 5P (ME)	-	-
TTR2-206	1x CEE 32A 5P (ME)	5G6mm² cable (TI)	1x RCBO C32A 30mA 4P A type (SE)	3x CEE 32A 5P (ME)	-	-

Notes

*Cable length: **1.5** refers to unit with 1.5m cable (TI), **3.0** refers to unit with 3.0 cable (TI), and **5.0** refers to unit with 5m cable (TI).

Indicator light: **code X refers to without indicator LED and **code I** means with 1x or 3x phase indicator LED depending on whether it is single or three-phase unit.

***Colour of the connectors: **code C** refers to coloured connectors (red for three-phase and blue for single-phase) while **code B** refers to black-coloured connectors.

Looking for a different unit? We provide design & build services for custom units. Contact us with your specification.

Legend: AP=APEM | HA= Harting | ME=Mennekes | TI=Nexans Titanex | SE=Schneider Electric | SI=Siemens

Example TTR2 type Ordering Number:	TTR2-001	-	1.5	-	I	-	C

1. ID (Prefix)
2. Cable length*
3. Indicator light**
4. Colour of connectors***

TTR2 Product Offerings (with ammeter)

ID (Prefix)	Input	Input cable type	Input protection	Output	Output protection	Measuring device
TTR2-301	1x Schuko 16A 3P (ABL)	3G2.5mm² cable (TI)	-	5x Schuko 16A 3P (ME)	-	single-phase ammeter (MU)
TTR2-302	1x CEE 16A 3P (ME)	3G2.5mm² cable (TI)	-	5x CEE 16A 3P (ME)	-	single-phase ammeter (MU)
TTR2-303	1x CEE 16A 5P (ME)	5G2.5mm² cable (TI)	-	3x CEE 16A 3P (ME)	-	three-phase ammeter (MU)
TTR2-304	1x CEE 16A 5P (ME)	5G2.5mm² cable (TI)	-	3x CEE 16A 5P (ME)	-	three-phase ammeter (MU)
TTR2-305	1x CEE 32A 5P (ME)	5G6mm² cable (TI)	-	3x CEE 32A 3P (ME)	-	three-phase ammeter (MU)
TTR2-306	1x CEE 32A 5P (ME)	5G6mm² cable (TI)	-	3x CEE 32A 5P (ME)	-	three-phase ammeter (MU)

TTR2 Product Offerings (with input protection and ammeter)

ID (Prefix)	Input	Input cable type	Input protection	Output	Output protection	Measuring device
TTR2-401	1x CEE 16A 5P (ME)	5G2.5mm² cable (TI)	3x RCBO C16A 30mA 4P A type (SE)	3x Schuko 16A 3P (ME)	-	three-phase ammeter (MU)
TTR2-402	1x CEE 16A 5P (ME)	5G2.5mm² cable (TI)	3x RCBO C16A 30mA 4P A type (SE)	3x CEE 16A 3P (ME)	-	three-phase ammeter (MU)

Notes

*Cable length: **1.5** refers to unit with 1.5m cable (TI), **3.0** refers to unit with 3.0 cable (TI), and **5.0** refers to unit with 5m cable (TI).

Indicator light: **code X refers to without indicator LED and **code I** means with 1x or 3x phase indicator LED depending on whether it is single or three-phase unit.

***Colour of the connectors: **code C** refers to coloured connectors (red for three-phase and blue for single-phase) while **code B** refers to black-coloured connectors.

Looking for a different unit? We provide design & build services for custom units. Contact us with your specification.

Legend: AP=APEM | HA= Harting | ME=Mennekes | TI=Nexans Titanex | SE=Schneider Electric | SI=Siemens

TECHNICAL SPECIFICATIONS

[ID: TTR3-003-1.5-I-B]

INPUT

CEE 16A 230V 3P (Mennekes), 1.5m 3G2.5mm² cable (Titanex)

OUTPUT

6x CEE 16A 3P (Mennekes)

PROTECTION

Looped

ADDITIONAL FUNCTIONS

INDICATOR LIGHT

1x phase indicator LED (APEM)

DIMENSIONS - 225mm x 260mm x 145mm (H x W x D)
MATERIAL - Solid rubber – UV and ozone resistant
PROTECTION TYPE - IP54 and IK08
CERTIFICATION - CE (EN 61439-1 and EN 61439-4)

Example TTR3 type Ordering Number:	TTR3-001	-	1.5	-	I	-	C

1. ID (Prefix)
2. Cable length*
3. Indicator light**
4. Colour of connectors***

ID (Prefix)	Input	Input cable type	Input protection	Output	Output protection	Measuring device
TTR3-001	1x Schuko 16A 3P (ABL)	3G2.5mm² cable (TI)	-	6x Schuko 16A 3P (ME)	-	-
TTR3-002	1x CEE 16A 5P (ME)	5G2.5mm² cable (TI)	-	6x Schuko 16A 3P (ME)	-	-
TTR3-003	1x CEE 16A 3P (ME)	3G2.5mm² cable (TI)	-	6x CEE 16A 3P (ME)	-	-
TTR3-004	1x CEE 16A 5P (ME)	5G2.5mm² cable (TI)	-	6x CEE 16A 3P (ME)	-	-

Notes

*Cable length: **1.5** refers to unit with 1.5m cable (TI), **3.0** refers to unit with 3.0 cable (TI), and **5.0** refers to unit with 5m cable (TI).

Indicator light: **code X refers to without indicator LED and **code I** means with 1x or 3x phase indicator LED depending on whether it is single or three-phase unit.

***Colour of the connectors: **code C** refers to coloured connectors (CEE: red for three-phase and blue for single-phase; Schuko: phases with different coloured connectors (blue, black, grey)) while **code B** refers to black-coloured connectors.

Looking for a different unit? We provide design & build services for custom units. Contact us with your specification.

Legend: AP=APEM | HA= Harting | ME=Mennekes | TI=Nexans Titanex | SE=Schneider Electric | SI=Siemens



TECHNICAL SPECIFICATIONS

[ID: TTR4-P001-C]

INPUT

CEE 63A 400V 5P (Mennekes)

PROTECTION

1x RCCB 63A 30mA 4P A type (Schneider Electric)

OUTPUT

6x Schuko 16A 3P (Mennekes)
1x CEE 16A 5P (Mennekes)
2x CEE 32A 5P (Mennekes)
1x CEE 63A 5P (Mennekes)
1x Han® GND grounding connector (Harting)

PROTECTION

3x MCB C16A 1P (Schneider Electric)
1x MCB C16A 3P (Schneider Electric)
2x MCB C32A 3P (Schneider Electric)
Looped (Link output is not protected by RCCB)

ADDITIONAL FUNCTIONS

MEASURING DEVICE

1x three-phase ammeter (muRata)

INDICATOR LIGHT

3x phase indicator LED (APEM)

DIMENSIONS - 320mm x 360mm x 310mm (H x W x D)
MATERIAL - Solid rubber – UV and ozone resistant
PROTECTION TYPE - IP54 and IK08
CERTIFICATION - CE (EN 61439-1 and EN 61439-4)

TTR4 M&E EDITION

Example TTR4 Type Ordering Number:	TTR4-P001	-	C

1. ID (Prefix)
2. Colour of connectors*

TTR4 Professional Product Offerings

ID (Prefix)	Input	Input protection	Output	Output protection	Measuring device	Colour of the connectors*
TTR4-P001	CEE 63A 400V 5P (ME)	1x RCCB 63A 30mA 4P A type (SE)	6x Schuko 16A 3P (ME) 1x CEE 16A 5P (ME) 2x CEE 32A 5P (ME) 1x CEE 63A 5P (ME) 1x Han® GND con. (HA)	3x MCB C16A 1P (SE) 1x MCB C16A 3P (SE) 2x MCB C32A 3P (SE) Looped	1x three-phase ammeter (MU)	C or B
TTR4-P002	CEE 63A 400V 5P (ME)	1x RCCB 63A 30mA 4P A type (SE)	6x CEE 16A 3P (ME) 1x CEE 16A 5P (ME) 2x CEE 32A 5P (ME) 1x CEE 63A 5P (ME) 1x Han® GND con. (HA)	3x MCB C16A 1P (SE) 1x MCB C16A 3P (SE) 2x MCB C32A 3P (SE) Looped	1x three-phase ammeter (MU)	C or B
TTR4-P003	CEE 63A 400V 5P (ME)	1x RCCB 63A 30mA 4P A type (SE)	6x Schuko 16A 3P (ME) 3x CEE 32A 3P (ME) 1x CEE 16A 5P (ME) 1x CEE 32A 5P (ME) 1x Han® GND con. (HA)	3x MCB C16A 1P (SE) 3x MCB C32A 1P (SE) 1x MCB C16A 3P (SE) 1x MCB C32A 3P (SE)	1x three-phase ammeter (MU)	C or B
TTR4-P004	CEE 63A 400V 5P (ME)	1x RCCB 63A 30mA 4P A type (SE)	6x CEE 16A 3P (ME) 3x CEE 32A 3P (ME) 1x CEE 16A 5P (ME) 1x CEE 32A 5P (ME) 1x Han® GND con (HA)	3x MCB C16A 1P (SE) 3x MCB C32A 1P (SE) 1x MCB C16A 3P (SE) 1x MCB C32A 3P (SE)	1x three-phase ammeter (MU)	C or B
TTR4-P005	CEE 63A 400V 5P (ME)	1x RCCB 63A 30mA 4P A type (SE)	6x Schuko 16A 3P (ME) 3x CEE 32A 3P (ME) 2x CEE 32A 5P (ME) 1x Han® GND con. (HA)	3x MCB C16A 1P (SE) 3x MCB C32A 1P (SE) 2x MCB C32A 3P (SE)	1x three-phase ammeter (MU)	C or B
TTR4-P006	CEE 63A 400V 5P (ME)	1x RCCB 63A 30mA 4P A type (SE)	6x CEE 16A 3P (ME) 3x CEE 32A 3P (ME) 2x CEE 32A 5P (ME) 1x Han® GND con. (HA)	3x MCB C16A 1P (SE) 3x MCB C32A 1P (SE) 2x MCB C32A 3P (SE)	1x three-phase ammeter (MU)	C or B

Notes

*Colour of the connectors: code C refers to coloured connectors (CEE: red for three-phase and blue for single-phase; Schuko: phases with different coloured connectors (blue, black, grey)) while code B refers to black-coloured connectors.

All units are manufactured with the following additional functions:

Indicator light
3x phase indicator LED (AP)

Looking for a different unit? We provide design & build services for custom units. Contact us with your specification.

Legend: AP=APEM | HA= Harting | ME=Mennekes | TI=Nexans Titanex | SE=Schneider Electric | SI=Siemens

Example TTR4 Type Ordering Number:	TTR4-S001	-	C

1. ID (Prefix)
2. Colour of connectors*

TTR4 Standard Product Offerings

ID (Prefix)	Input	Input protection	Output	Output protection	Measuring device	Colour of the connectors*
TTR4-S001	CEE 63A 400V 5P (ME)	1x RCCB 63A 30mA 4P A type (SE)	6x Schuko 16A 3P (ME) 1x CEE 16A 5P (ME) 2x CEE 32A 5P (ME) 1x CEE 63A 5P (ME)	3x MCB C16A 1P (SE) 1x MCB C16A 3P (SE) 1x MCB C32A 3P (SE) Looped	-	C or B
TTR4-S002	CEE 63A 400V 5P (ME)	1x RCCB 63A 30mA 4P A type (SE)	6x CEE 16A 3P (ME) 1x CEE 16A 5P (ME) 2x CEE 32A 5P (ME) 1x CEE 63A 5P (ME)	3x MCB C16A 1P (SE) 1x MCB C16A 3P (SE) 1x MCB C32A 3P (SE) Looped	-	C or B
TTR4-S003	CEE 63A 400V 5P (ME)	1x RCCB 63A 30mA 4P A type (SE)	6x Schuko 16A 3P (ME) 3x CEE 32A 3P (ME) 1x CEE 16A 5P (ME) 1x CEE 32A 5P (ME)	3x MCB C16A 1P (SE) 3x MCB C32A 1P (SE) 1x MCB C16A 3P (SE) 1x MCB C32A 3P (SE)	-	C or B
TTR4-S004	CEE 63A 400V 5P (ME)	"1x RCCB 63A 30mA 4P A type (SE)	6x CEE 16A 3P (ME) 3x CEE 32A 3P (ME) 1x CEE 16A 5P (ME) 1x CEE 32A 5P (ME)	3x MCB C16A 1P (SE) 3x MCB C32A 1P (SE) 1x MCB C16A 3P (SE) 1x MCB C32A 3P (SE)	-	C or B
TTR4-S005	CEE 63A 400V 5P (ME)	1x RCCB 63A 30mA 4P A type (SE)	6x Schuko 16A 3P (ME) 3x CEE 32A 3P (ME) 2x CEE 32A 5P (ME)	3x MCB C16A 1P (SE) 3x MCB C32A 1P (SE) 1x MCB C32A 3P (SE)	-	C or B
TTR4-S006	CEE 63A 400V 5P (ME)	1x RCCB 63A 30mA 4P A type (SE)	6x CEE 16A 3P (ME) 3x CEE 32A 3P (ME) 2x CEE 32A 5P (ME)	3x MCB C16A 1P (SE) 3x MCB C32A 1P (SE) 1x MCB C32A 3P (SE)	-	C or B

Notes

*Colour of the connectors: code C refers to coloured connectors (CEE: red for three-phase and blue for single-phase; Schuko: phases with different coloured connectors (blue, black, grey)) while code B refers to black-coloured connectors.

All units are manufactured with the following additional functions:

Indicator light
3x phase indicator LED (AP)

Looking for a different unit? We provide design & build services for custom units. Contact us with your specification.

Legend: AP=APEM | HA= Harting | ME=Mennekes | TI=Nexans Titanex | SE=Schneider Electric | SI=Siemens

RACK MOUNTED POWER DISTRIBUTION UNITS

TECHNICAL SPECIFICATIONS

[ID: TTM1-003-B]

INPUT

Han Eco® 6 MOD 63A 400V 5P (Harting)

PROTECTION

1x MCB C63A 4P (Schneider Electric)

OUTPUT

6x CEE 16A 3P, 1x Schuko 16A 3P (Mennekes)
3x CEE 32A 3P (Mennekes)
1x CEE 32A 5P (Mennekes)
1x Han® GND grounding connector (Harting)

PROTECTION

3x RCCB 40A 30mA 2P A type, 6x MCB C16A 1P (Schneider Electric)
3x RCBO C32A 30mA A type 2P (Schneider Electric)
1x RCBO C32A 30mA A type 4P (Schneider Electric)

ADDITIONAL FUNCTIONS

MEASURING DEVICE

1x power monitoring device (Siemens)

SAFETY

1x emergency button with shunt trip release (Schneider Electric)
1x voltage monitoring relay (VMR) (Schneider Electric)
1x key switches to bypass VMR
1x contactor that switches the outputs depends on the status of VMR (Schneider Electric)

INDICATOR LIGHT

6x phase indicator LED (APEM)
2x fault indicator LED (for VMR and contactor fault indication) (APEM)

CHARGER

1x USB charger 5V 2A with switch

DIMENSIONS - 270mm x 485mm x 500mm (H x W x D)
MATERIAL - Fine-structured powder-coated aluminium sheet
PROTECTION TYPE - IP40
CERTIFICATION - CE (EN 61439-1)


POWER MONITORING DEVICE
EMERGENCY BUTTON
RESIDUAL CURRENT CIRCUIT BREAKERS (RCCB) AND MINIATURE CIRCUIT BREAKERS (MCB)
FINE-STRUCTURED POWDER-COATED ALUMINIUM SHEET
UV PRINTED DURABLE SIGN
EVENT AND ENTERTAINMENT EDITION PANEL MOUNTED RECEPTACLES
PHASE INDICATOR LED
HAN® GND EARTHING SYSTEM
FAULT INDICATOR LED
RESIDUAL CURRENT CIRCUIT BREAKERS WITH OVERCURRENT PROTECTION (RCBO)
HAN ECO® 70A 5P (EQUIVALENT OF CEE 63A 5P)
"MAIN" MINIATURE CIRCUIT BREAKER (MCB)
VOLTAGE MONITORING RELAY WITH BYPASS KEY SWITCH
USB CHARGER WITH SWITCH
PHASE INDICATOR LED

TECHNICAL SPECIFICATIONS

[ID: TTM2-001-B]

INPUT

Han Eco® 6B 63A 400V 5P (Harting)

OUTPUT

2x CEE 16A 5P (Mennekes)
2x CEE 32A 5P (Mennekes)

ADDITIONAL FUNCTIONS

MEASURING DEVICE

1x three-phase ammeter (muRata)

INDICATOR LIGHT

3x phase indicator LED (APEM)

PROTECTION

1x RCCB 63A 300mA 4P S type (Schneider Electric)

PROTECTION

2x MCB C16A 3P (Schneider Electric)
2x MCB C32A 3P (Schneider Electric)

DIMENSIONS - 135mm x 485mm x 350mm (H x W x D)
MATERIAL - Fine-structured powder-coated aluminium sheet
PROTECTION TYPE - IP40
CERTIFICATION - CE (EN 61439-1)

RACK MOUNTED POWER DISTRIBUTION UNITS | TTM2 3U

TTm2 3U

POWER MONITORING DEVICE

MINIATURE CIRCUIT BREAKERS (MCB)

"MAIN" SELECTIVE RESIDUAL CURRENT CIRCUIT BREAKER (RCCB)



PHASE INDICATOR LED



FINE-STRUCTURED POWDER-COATED ALUMINIUM SHEET



UV PRINTED DURABLE SIGN

EVENT AND ENTERTAINMENT EDITION PANEL MOUNTED RECEPTACLES

HAN ECO® 70A 5P (EQUIVALENT OF CEE 63A 5P)



TECHNICAL SPECIFICATIONS

[ID: TTM3-003-C]

INPUT

CEE 32A 400V 5P (Mennekes)

OUTPUT

9x Schuko 16A 3P (Mennekes)
1x CEE 32A 5P (Mennekes)

PROTECTION

3x RCBO C16A 30mA 2P A type (Siemens)
Looped

ADDITIONAL FUNCTIONS

INDICATOR LIGHT

3x phase indicator LED (APEM)

[ID: TTM3-001-B]

INPUT

CEE 16A 400V 5P (Mennekes)

OUTPUT

9x Schuko 16A 3P (Mennekes)
1x CEE 16A 5P (Mennekes)

PROTECTION

3x MCB C16A 1P (Schneider Electric)
Looped

ADDITIONAL FUNCTIONS

INDICATOR LIGHT

3x phase indicator LED (APEM)

DIMENSIONS - 90mm x 485mm x 250mm (H x W x D)
MATERIAL - Fine-structured powder-coated aluminium sheet
PROTECTION TYPE - IP40
CERTIFICATION - CE (EN 61439-1)

TECHNICAL SPECIFICATIONS

[ID: TTM3-G001]

INPUT

1x Han® GND plug (Harting) or
1x M8 earth stud (Schützinger) or
1x M8 earth stud

OUTPUT

5x Han® GND plug (Harting))

DIMENSIONS - 90mm x 485mm x 85mm (H x W x D)
MATERIAL - Fine-structured powder-coated aluminium sheet
PROTECTION TYPE - IP40
CERTIFICATION - CE (EN 61439-1)

TECHNICAL SPECIFICATIONS

[ID: TTM4-001-C]

INPUT

1x PowerCON 20A 230V 3P (Neutrik)

PROTECTION

1x Thermal 16A circuit breaker (Schurter)

OUTPUT

3x Schuko 16A 230V 3P (Mennekes)
1x PowerCON 20A 230V 3P (Neutrik)

ADDITIONAL FUNCTIONS

INDICATOR LIGHT

1x phase indicator LED (APEM)

DIMENSIONS - 90mm x 345mm x 85mm (H x W x D)
MATERIAL - Fine-structured powder-coated aluminium sheet
PROTECTION TYPE - IP50
CERTIFICATION - CE (EN 61439-1)

[ID: TTM4-002-C]

INPUT

1x PowerCON 20A 230V 3P (Neutrik)

PROTECTION

1x Thermal 16A circuit breaker (Schurter)

OUTPUT

5x PowerCON 20A 230V 3P (Neutrik)

ADDITIONAL FUNCTIONS

INDICATOR LIGHT

1x phase indicator LED (APEM)

DIMENSIONS - 90mm x 485mm x 85mm (H x W x D)
MATERIAL - Fine-structured powder-coated aluminium sheet
PROTECTION TYPE - IP50
CERTIFICATION - CE (EN 61439-1)

CABLE REELS


SCHILL
made in Germany
TESLA TECH
MENNEKES
3 phase ammeter
phase indicator
main rccb
mcb

TECHNICAL SPECIFICATIONS

[ID: TTD1-001-20-I-B]

INPUT
Schuko 16A 230V 3P (ABL)

INPUT CABLE
20m 3G1.5mm² cable (Titanex)

OUTPUT
3x Schuko 16A 3P (Mennekes)

PROTECTION
1x Thermal 16A circuit breaker (Schurter)

ADDITIONAL FUNCTIONS

INDICATOR LIGHT

1x phase indicator LED (APEM)

DIMENSIONS - 295mm x 235mm x 200mm (H x W x D)
MATERIAL - Special rubber with the cover made of fine-structured powder-coated aluminium sheet
PROTECTION TYPE - IP54
CERTIFICATION - CE (EN 61242)

[ID: TTD1-002-20-I-B]

INPUT
PowerCON True1 TOP 16A 230V 3P (Neutrik)

INPUT CABLE
20m 3G1.5mm² cable (Titanex)

OUTPUT
4x PowerCON True1 TOP 16A 3P (Neutrik)

PROTECTION
1x Thermal 16A circuit breaker (Schurter)

ADDITIONAL FUNCTIONS

INDICATOR LIGHT

1x phase indicator LED (APEM)

DIMENSIONS - 295mm x 235mm x 200mm (H x W x D)
MATERIAL - Special rubber with the cover made of fine-structured powder-coated aluminium sheet
PROTECTION TYPE - IP54
CERTIFICATION - CE (EN 61242)

TECHNICAL SPECIFICATIONS

[ID: TTD1-G001-20]

INPUT

Han® GND plug (Harting)

OUTPUT

4x Han® GND connector (Harting)

ADDITIONAL FUNCTIONS

INDICATOR LIGHT

1x phase indicator LED (APEM)

INPUT CABLE

20m 1x16mm² cable (Titanex)

DIMENSIONS - 295mm x 235mm x 200mm (H x W x D)
MATERIAL - Special rubber with the cover made of fine-structured powder-coated aluminium sheet
PROTECTION TYPE - IP54
CERTIFICATION - CE (EN 61316)

TECHNICAL SPECIFICATIONS

[ID: TTD2-001-30-I-B]

INPUT

CEE 16A 400V 3P (Mennekes)

OUTPUT

4x CEE 16A 3P (Mennekes)
1x Han® GND grounding connector (Harting)

ADDITIONAL FUNCTIONS

INDICATOR LIGHT

1x phase indicator LED (APEM)

INPUT CABLE

30m 3G2.5mm² cable (Titanex)

PROTECTION

1x Thermal 16A circuit breaker (Schurter)

DIMENSIONS - 360mm x 310mm x 225mm (H x W x D)
MATERIAL - Special rubber with the cover made of fine-structured powder-coated aluminium sheet
PROTECTION TYPE - IP54
CERTIFICATION - CE (EN 61316)

TECHNICAL SPECIFICATIONS

[ID: TTD3-WP001-40-I]

INPUT

Schuko 16A 230V 3P IP68 (Mennekes)

OUTPUT

4x Schuko 16A 230V 3P IP68 (Mennekes)
1x Han® GND grounding connector (Harting)

ADDITIONAL FUNCTIONS

INDICATOR LIGHT

1x phase indicator LED (APEM)

INPUT CABLE

40m 3G2.5mm² cable (Titanex)

PROTECTION

1x Thermal 16A circuit breaker (Schurter)

DIMENSIONS - 480mm x 380mm x 300mm (H x W x D)
MATERIAL - Special rubber with the cover made of fine-structured powder-coated aluminium sheet
PROTECTION TYPE - IP54
CERTIFICATION - CE (EN 61242)

TECHNICAL SPECIFICATIONS

[ID: TTD4-P001-30-I-B]

INPUT

CEE 32A 400V 5P (Mennekes)

INPUT CABLE

30m 5G6mm2 cable (Titanex)

OUTPUT

1x CEE 32A 5P (Mennekes)
6x Schuko 16A 3P (Mennekes)
1x Han® GND grounding connector (Harting)

PROTECTION

1x RCCB 40A 30mA 4P A type (Schneider Electric)

PROTECTION

Looped (protected by RCCB)
3x MCB C16A 1P (Schneider Electric)

ADDITIONAL FUNCTIONS

MEASURING DEVICE

1x three-phase ammeter (muRata)

INDICATOR LIGHT

3x phase indicator LED (APEM)

DIMENSIONS - 550mm x 450mm x 320mm (H x W x D)
MATERIAL - Special rubber with the cover made of fine-structured powder-coated aluminium shee
PROTECTION TYPE - IP54
CERTIFICATION - CE (EN 61316)

UV PRINTED DURABLE SIGNS
CABLE STRAP
HAN® GND EARTHING SYSTEM
LOCKING BRAKE
ROTATING HAND CRACK
THREE-PHASE AMMETER
PHASE INDICATOR LED
MINIATURE CIRCUIT BREAKERS (MCB)
RESIDUAL CURRENT CIRCUIT BREAKER (RCCB)
SCHILL
made in Germany
TESLA TECH

CABLE ASSEMBLY

TECHNICAL SPECIFICATIONS

[ID: SCH-01-T-2.5-5-RD-X-V-Y]

INPUT - 1x Schuko Professional plug 16A 3P 250V red (ABL)

OUTPUT - 1x Schuko Prefessional connector 16A 3P 250V red with phase indicator (ABL)

MAX. LOAD CAPACITY - 3.5 kW

CABLE TYPE - Titanex® H07RN-F 3G2.5mm² cable (Nexans)

CABLE LENGTH - 5m

ACCESSORIES - With velcro cable strap

DEGREE OF PROTECTION - IP54

CERTIFICATION - CE (IEC 60884-1, IEC 60884-2-7)



[ID: SCH-01-P-2.5-10-BK-X-V-Y]

INPUT - 1x Schuko Professional plug 16A 3P 250V black (ABL)

OUTPUT - 1x Schuko Professional connector 16A 3P 250V black with phase indicator (ABL)

MAX. LOAD CAPACITY - 3.5 kW

CABLE TYPE - Pureax® H07BQ-F 3G2.5mm² cable (Nexans)

CABLE LENGTH - 10m

ACCESSORIES - With velcro cable strap

DEGREE OF PROTECTION - IP54

CERTIFICATION - CE (IEC 60884-1, IEC 60884-2-7)

[ID: SCH-03-T-1.5-10-BK-X-V-Y]

INPUT - 1x Schuko TopTaurus2 plug 16A 3P 250V black (PCE)

OUTPUT - 1x Schuko TopTaurus2 connector 16A 3P 250V black with phase indicator (PCE)

MAX. LOAD CAPACITY - 3.5 kW

CABLE TYPE - Titanex® H07RN-F 3G1.5mm² cable (Nexans)

CABLE LENGTH - 10m

ACCESSORIES - With velcro cable strap

DEGREE OF PROTECTION - IP54

CERTIFICATION - CE (IEC 60884-1)

TECHNICAL SPECIFICATIONS

[ID: SCH-04-T-2.5-0.5-BK-X-V-Y]

INPUT - 1x Schuko Professional plug 16A 3P 250V black (ABL)

OUTPUT - 1x Schuko Professional 3-way connector 16A 3P 250V black with phase indicator (ABL)

MAX. LOAD CAPACITY - 3.5 kW

CABLE TYPE - Titanex® H07RN-F 3G2.5mm² cable (Nexans)

CABLE LENGTH - 0.5m

DEGREE OF PROTECTION - IP54

CERTIFICATION - CE (IEC 60884-1, IEC 60884-2-7)

[ID: SCH-05-T-2.5-0.5-BK-X-V-Y]

INPUT - 1x Schuko TopTaurus2 plug 16A 3P 250V black (PCE)

OUTPUT - 1x Schuko TopTaurus2 3-way connector 16A 3P 250V black with phase indicator (PCE)

MAX. LOAD CAPACITY - 3.5 kW

CABLE TYPE - Titanex® H07RN-F 3G2.5mm² cable (Nexans)

CABLE LENGTH - 0.5m

DEGREE OF PROTECTION - IP54

CERTIFICATION - CE (IEC 60884-1, IEC 60884-2-7)

[ID: SCH-06-T-1.5-10-BL-X-V-Y]

INPUT - 1x Schuko plug 16A 3P 230V (Mennekes)

OUTPUT - 1x Schuko connector 16A 3P 230V (Mennekes)

MAX. LOAD CAPACITY - 3.5 kW

CABLE TYPE - Titanex® H07RN-F 3G1.5mm² cable (Nexans)

CABLE LENGTH - 10m

ACCESSORIES - With velcro cable strap

DEGREE OF PROTECTION - IP68

CERTIFICATION - CE (IEC 60884-1, IEC 60884-2-7)

TECHNICAL SPECIFICATIONS

[ID: SCH-07-T-1.5-10-BL-X-V-Y]

INPUT - 1x Schuko Hightec plug 16A 3P 250V blue (ABL)

OUTPUT - 1x PowerCON 16A 3P 250V (Neutrik)

MAX. LOAD CAPACITY- 3.5 kW

CABLE TYPE - Titanex® H07RN-F 3G1.5mm² cable (Nexans)

CABLE LENGTH - 10m

ACCESSORIES - With velcro cable strap

DEGREE OF PROTECTION - IP44 (Input), IP20 (Output)

CERTIFICATION - CE (IEC 60884-1, EN 60320-1)

[ID: SCH-08-T-1.5-10-BK-X-V-Y]

INPUT - 1x Schuko Hightec plug 16A 3P 250V black (ABL)

OUTPUT - 1x PowerCON True1 TOP 16A 3P 250V (Neutrik)

MAX. LOAD CAPACITY - 3.5 kW

CABLE TYPE - Titanex® H07RN-F 3G1.5mm² cable (Nexans)

CABLE LENGTH - 10m

ACCESSORIES - With velcro cable strap

DEGREE OF PROTECTION - IP44 (Input), IP65 (Output)

CERTIFICATION - CE (IEC 60884-1, EN 60320-1)

[ID: SCH-11-T-1.5-10-BK-X-V-Y]

INPUT - 1x Schuko Hightec plug 16A 3P 250V black (ABL)

OUTPUT - 1x C13 IEC Lock connector 10A 3P 250V (IEC LOCK)

MAX. LOAD CAPACITY - 2.3 kW

CABLE TYPE - Titanex® H07RN-F 3G1.5mm² cable (Nexans)

CABLE LENGTH - 10m

ACCESSORIES - With velcro cable strap

DEGREE OF PROTECTION - IP44 (Input), IP20 (Output)

CERTIFICATION - CE (EN 60320-1)

TECHNICAL SPECIFICATIONS

[ID: SCH-09-T-1.5-10-XX-X-V-Y]
INPUT - 1x PowerCON 16A 3P 250V (Neutrik)
OUTPUT - 1x PowerCON 16A 3P 250V (Neutrik)
MAX. LOAD CAPACITY - 3.5 kW
CABLE TYPE - Titanex® H07RN-F 3G1.5mm² cable (Nexans)
CABLE LENGTH - 10m

ACCESSORIES - With velcro cable strap
DEGREE OF PROTECTION - IP20
CERTIFICATION - CE (EN 60320-1)

[ID: SCH-10-T-1.5-10-XX-X-V-Y]
INPUT - 1x PowerCON True1 TOP 16A 3P 250V (Neutrik)
OUTPUT - 1x PowerCON True1 TOP 20A 3P 250V (Neutrik)
MAX. LOAD CAPACITY - 3.5 kW
CABLE TYPE - Titanex® H07RN-F 3G1.5mm² cable (Nexans)
CABLE LENGTH - 10m

ACCESSORIES - With velcro cable strap
DEGREE OF PROTECTION - IP65
CERTIFICATION - CE (EN 60320-1)

Example Schuko Cable Item Number:	SCH	-	01	-	T	-	1.5	-	10	-	RD	-	T	-	V	-	Y

1. Extension Type
2. Assembly Type
3. Cable Type
4. Cross Section
5. Length
6. Colour of the Sockets
7. Shrink Tube
8. Cable Strap
9. Indicator Light

1. Extension Type

SCH: Schuko or Neutrik Input and Schuko or Other Output

2. Assembly Type

CODE	INPUT	OUTPUT
01	ABL Professional (Schuko)	ABL Professional (Schuko)
02	ABL Hightech (Schuko)	ABL Hightech (Schuko)
03	PCE TopTaurus2 (Schuko)	PCE TopTaurus2 (Schuko)
04	ABL Professional (Schuko)	ABL Professional Triple-connector (Schuko)
05	PCE TopTaurus2 (Schuko)	PCE TopTaurus2 Triple-connector (Schuko)
06	Mennekes IP68 (waterproof Schuko)	Mennekes IP68 (waterproof Schuko)
07	ABL Hightech (Schuko)	Neutrik powerCON
08	ABL Hightech (Schuko)	Neutrik powerCON TRUE1 TOP
09	Neutrik powerCON	Neutrik powerCON
10	Neutrik powerCON TRUE1 TOP	Neutrik powerCON TRUE1 TOP
11	ABL Hightech (Schuko)	IEC Lock

3. Cable Type

T: stands for Nexans TITANEX H07RN-F cable
P: stands for Nexans Pureax H07BQ-F cable
S: stands for TBS TB28 H07BQ-F flexible cable (spiral cable)

4. Cross Section

1.5: stands for 1.5 mm^2
2.5: stands for 2.5 mm^2

Notes: For 16A cables, we recommend 1.5mm^2 up to 20m in length and 2.5mm^2 above 20m in length.

5. Length

TITANEX and Pureax cables (code T and P under cable type):

- Cables are manufactured from 1m up to 100m. Please indicate the length of the cable as a code e.g. code 20 stands for 20 meter.

TBS cables (code S under cable type):

- 01: cable length is between 0.3 – 1.2m (extension ratio: 1:4)
- 02: cable length is between 0.5 – 2m (extension ratio: 1:4)
- 03: cable length is between 0.7 – 2.8m (extension ratio: 1:4)
- 04: cable length is between 1 – 4m (extension ratio: 1:4)
- 06: cable length is between 1.5 – 6m (extension ratio: 1:4)

6. Colour of the sockets

Assembly with ABL Professional and ABL Professional Triple-connector sockets (assembly type code 1 and 4):

- BK: stands for black-coloured sockets
- GY: stands for grey-coloured sockets
- RD: stands for red-coloured sockets

Assembly with ABL Hightech sockets (assembly type code 2, 7, 8, and 11):

- BK: stands for black-coloured sockets
- BL: stands for blue-coloured sockets
- GY: stands for grey-coloured sockets

Assembly with PCE TopTaurus2 sockets (assembly type code 3, and 5):

- BK: stands for black-coloured sockets
- BL: stands for blue-coloured sockets
- GN: stands for blue-coloured sockets
- OR: stands for blue-coloured sockets
- RD: stands for blue-coloured sockets
- YL: stands for blue-coloured sockets

Assembly with Mennekes IP68 (waterproof) sockets (assembly type code 6):

- BL: stands for blue-coloured sockets

Other assembly (assembly type code 9 and 10):

- XX: stands for standard-coloured sockets, please visit notes.

Notes: Code 5 assembly type is manufactured with black-coloured PCE TopTaurus2 Triple-connector. | Code 7 assembly type is manufactured with blue-coloured Neutrik powerCON. | Code 8 and 10 assembly type is manufactured with black-coloured Neutrik powerCON TRUE1 TOP. | Code 9 assembly type is manufactured with grey-coloured (input) and blue-coloured (output) Neutrik powerCON. | Code 11 assembly type is manufactured with black- IEC Lock.

Example Schuko Cable Item Number:	SCH	-	01	-	T	-	1.5	-	10	-	RD	-	T	-	V	-	Y
1. Extension Type																	
2. Assembly Type																	
3. Cable Type																	
4. Cross Section																	
5. Length																	
6. Colour of the Sockets																	
7. Shrink Tube																	
8. Cable Strap																	
9. Indicator Light																	

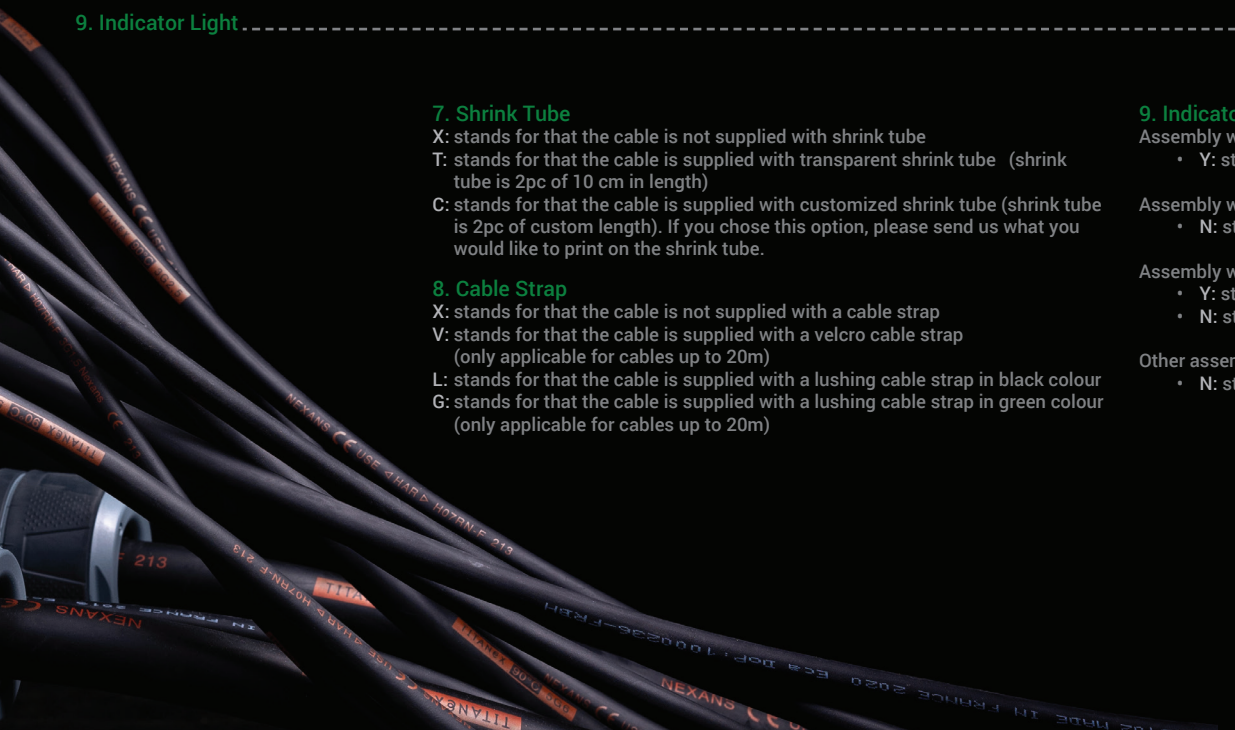

7. Shrink Tube

X: stands for that the cable is not supplied with shrink tube
T: stands for that the cable is supplied with transparent shrink tube (shrink tube is 2pc of 10 cm in length)
C: stands for that the cable is supplied with customized shrink tube (shrink tube is 2pc of custom length). If you chose this option, please send us what you would like to print on the shrink tube.

8. Cable Strap

X: stands for that the cable is not supplied with a cable strap
V: stands for that the cable is supplied with a velcro cable strap (only applicable for cables up to 20m)
L: stands for that the cable is supplied with a lushing cable strap in black colour
G: stands for that the cable is supplied with a lushing cable strap in green colour (only applicable for cables up to 20m)

9. Indicator light

Assembly with ABL Professional and ABL Professional Triple-connector sockets:

- **Y:** stands for socket with indicator light

Assembly with ABL Hightech sockets:

- **N:** stands for socket without indicator light

Assembly with PCE TopTaurus2 and PCE TopTaurus2 Triple-connector sockets:

- **Y:** stands for socket with indicator light
- **N:** stands for socket without indicator light

Other assembly:

- **N:** stands for socket without indicator light

TECHNICAL SPECIFICATIONS

[ID: CEE-16-3-T-2.5-10-C-X-V]

INPUT - 1x CEE PowerTOP® Xtra plug 16A 3P 230V coloured (Mennekes)

OUTPUT - 1x CEE PowerTOP® Xtra connector 16A 3P 230V coloured (Mennekes)

MAX. LOAD CAPACITY - 3.5 kW

CABLE TYPE - Titanex® H07RN-F 3G2.5mm² cable (Nexans)

CABLE LENGTH - 10m

ACCESSORIES - With velcro cable strap

DEGREE OF PROTECTION - IP44

CERTIFICATION - CE (EN 60309-1)

[ID: CEE-16-3-T-1.5-10-B-X-V]

INPUT - 1x CEE AM-TOP® plug 16A 3P 230V black (Mennekes)

OUTPUT - 1x CEE AM-TOP® connector 16A 3P 230V black (Mennekes)

MAX. LOAD CAPACITY - 3.5 kW

CABLE TYPE - Titanex® H07RN-F 3G1.5mm² cable (Nexans)

CABLE LENGTH - 10m

ACCESSORIES - With velcro cable strap

DEGREE OF PROTECTION - IP44

CERTIFICATION - CE (EN 60309-1)

[ID: CEE-16-5-T-1.5-5-B-X-V]

INPUT - 1x CEE AM-TOP® plug 16A 5P 400V black (Mennekes)

OUTPUT - 1x CEE AM-TOP® connector 16A 5P 400V black (Mennekes)

MAX. LOAD CAPACITY - 11 kW

CABLE TYPE - Titanex® H07RN-F 5G1.5mm² cable (Nexans)

CABLE LENGTH - 5m

ACCESSORIES - With velcro cable strap

DEGREE OF PROTECTION - IP44

CERTIFICATION - CE (EN 60309-1)

TECHNICAL SPECIFICATIONS

[ID: CEE-32-5-T-6-5-C-X-V]

INPUT - 1x CEE AM-TOP® plug 32A 5P 400V coloured (Mennekes)
OUTPUT - 1x CEE AM-TOP® connector 32A 5P 400V coloured (Mennekes)
MAX. LOAD CAPACITY - 22 kW
CABLE TYPE - Titanex® H07RN-F 5G6mm² cable (Nexans)
CABLE LENGTH - 5m

ACCESSORIES - With velcro cable strap
DEGREE OF PROTECTION - IP44
CERTIFICATION - CE (EN 60309-1)

[ID: CEE-32-5-T-6-5-B-X-V]

INPUT - 1x CEE AM-TOP® plug 32A 5P 400V black (Mennekes)
OUTPUT - 1x CEE AM-TOP® connector 32A 5P 400V black (Mennekes)
MAX. LOAD CAPACITY - 22 kW
CABLE TYPE - Titanex® H07RN-F 5G6mm² cable (Nexans))
CABLE LENGTH - 5m

ACCESSORIES - With velcro cable strap
DEGREE OF PROTECTION - IP44
CERTIFICATION - CE (EN 60309-1)

[ID: CEE-63-5-T-16-5-C-X-X]

INPUT - 1x PowerTOP® Xtra plug 63A 5P 400V coloured (Mennekes)
OUTPUT - 1x PowerTOP® Xtra connector 63A 5P 400V coloured (Mennekes)
MAX. LOAD CAPACITY - 43kW
CABLE TYPE - Titanex® H07RN-F 5G16mm² cable (Nexans)
CABLE LENGTH - 5m

ACCESSORIES - With lashing cable strap
DEGREE OF PROTECTION - IP67
CERTIFICATION - CE (EN 60309-1)

TECHNICAL SPECIFICATIONS

[ID: CEE-63-5-T-16-10-B-X-L]

INPUT - 1x PowerTOP® Xtra plug 63A 5P 400V black (Mennekes)

OUTPUT - 1x PowerTOP® Xtra connector 63A 5P 400V black (Mennekes)

MAX. LOAD CAPACITY - 43 kW

CABLE TYPE - Titanex® H07RN-F 5G16mm² cable (Nexans)

CABLE LENGTH - 10m

ACCESSORIES - With lashing cable strap
DEGREE OF PROTECTION - IP67
CERTIFICATION - CE (EN 60309-1)

[ID: OTH-001-63-5-T-16-10-B-X-L] *

INPUT - 1x PowerTOP® Xtra plug 63A 5P 400V black (Mennekes)

OUTPUT - 1x HAN® ECO 6 MOD connector 70A 5P 500V black (Harting)

MAX. LOAD CAPACITY - 43 kW

CABLE TYPE - Titanex® H07RN-F 5G16mm² cable (Nexans)

CABLE LENGTH - 10m

ACCESSORIES - With lashing cable strap
DEGREE OF PROTECTION - IP67 (Input), IP65 (Output)
CERTIFICATION - CE (EN 60309-1, EN 61984)

** It is the input cable for TTM1 and TTM2 rack mounted PDUs.*

Example CEE Cable Item Number:	CEE	-	125	-	5	-	T	-	35	-	20	-	C	-	T	-	L
1. Extension Type																	
2. Current																	
3. Pole																	
4. Cable Type																	
5. Cross Section																	
6. Length																	
7. Colour of the Sockets																	
8. Shrink Tube																	
9. Cable Strap																	

1. Extension Type

CEE: CEE Input and CEE Output

Notes: CEE 16A and 32A (black-coloured) connectors are supplied with MENNEKES AM-TOP | CEE 16A and 32A (blue and red coloured) connectors are supplied with MENNEKES PowerTop Xtra | All CEE 63A and 125A connectors are supplied with MENNEKES PowerTop Xtra

2.Current

16: stands for 16A
32: stands for 32A
63: stands for 63A
125: stands for 125A

3. Pole

3: stands for three-pole
4: stands for four-pole
5: stands for five-pole

4. Cable Type

T: stands for Nexans TITANEX H07RN-F cable
P: stands for Nexans Pureax H07BQ-F cable
S: stands for TBS TB28 H07BQ-F flexible cable (spiral cable) (only available for 16A and 32A)

5. Cross Section

1.5: stands for 1.5 mm^2 (applicable for 16A cables)
2.5: stands for 2.5 mm^2 (applicable for 16A cables)
6: stands for 6 mm^2 (applicable for 32A cables)
16: stands for 16 mm^2 (applicable for 63A cables)
35: stands for 35 mm^2 (applicable for 125A cables)

Notes: For 16A cables, we recommend 1.5mm^2 up to 20m in length and 2.5mm^2 above 20m in length.

6. Length

TITANEX and Pureax cables (code T and P under cable type):

- Cables are manufactured from 1m up to 100m. Please indicate the length of the cable as a code e.g. code 20 stands for 20 meter.

TBS cables (code S under cable type):

- 01: cable length is between 0.3 – 1.2m (extension ratio: 1:4)
- 02: cable length is between 0.5 – 2m (extension ratio: 1:4)
- 03: cable length is between 0.7 – 2.8m (extension ratio: 1:4)
- 04: cable length is between 1 – 4m (extension ratio: 1:4)
- 05: cable length is between 1.5 – 6m (extension ratio: 1:4)

7. Colour of the Sockets

C: stands for blue or red coloured sockets (3P are supplied with blue-coloured sockets/plugs while 4P and 5P with red-coloured sockets/plugs)

B: stands for black-coloured sockets

Notes: Black stands for the MENNEKES event and entertainment edition sockets. Black plug and sockets are nickel plated and made of more heat-resistant plastic than the blue or red coloured ones.

8. Shrink Tube

X: stands for that the cable is not supplied with shrink tube

T: stands for that the cable is supplied with transparent shrink tube (shrink tube is 2pc of 10 cm in length)

C: stands for that the cable is supplied with customized shrink tube (shrink tube is 2pc custom length). If you chose this option, please send us what you would like to print on the shrink tube.

9. Cable Strap

X: stands for that the cable is not supplied with a cable strap

V: stands for that the cable is supplied with a velcro cable strap (only applicable for 16A cables up to 20m)

L: stands for that the cable is supplied with a lushing cable strap in black colour

G: stands for that the cable is supplied with a lushing cable strap in green colour (only applicable for 16A and 32A cables)

Notes: TBS cables are not supplied with cable strap.

TECHNICAL SPECIFICATIONS

[ID: MUL-01-01-2.5-5-X-V]

INPUT - 1x HAN® ECO 16B plug 16A 16P 500V black (Harting)

OUTPUT - 1x HAN ECO® 16B connector 16A 16P 500V black (Harting)

CABLE TYPE - HELULIGHT® PVC 14G2.5mm² cable (HELUKABEL)

CABLE LENGTH - 5m

ACCESSORIES - With velcro cable strap

DEGREE OF PROTECTION - IP66

CERTIFICATION - CE (EN 61984)

Example Multipin Cable Item Number:	MUL	-	01	-	01	-	1.5	-	5	-	X	-	V
1. Extension Type													
2. Input Type													
3. Output Type													
4. Cross Section													
5. Length													
6. Shrink Tube													
7. Cable Strap													

2. Input Type

CODE	INPUT
01	HAN ECO® 16B hood with 16A plug 16P 500V (black)
02	HAN ECO® 16B hood coupler with 16A plug 16P 500V (black)
03	HAN® B 16B hood with 16A plug 16P 500V (black)
04	HAN® B 16B hood coupler with 16A plug 16P 500V (black)
05	HAN® B 16B hood with 16A plug 16P 500V (grey)
06	HAN® B 16B hood coupler with 16A plug 16P 500V (grey)
07	6 x ABL Hightech Schuko plug (black)
08	6 x CEE MENNEKES PowerTop Xtra 16A 3P plug (blue)
09	6 x CEE MENNEKES AM-TOP 16A 3P plug (black)
10	4 x CEE MENNEKES PowerTop Xtra 16A 4P plug (red)
11	4 x CEE MENNEKES AM-TOP 16A 4P plug (black)

Notes: Input Type 7 to 11 plugs are only manufactured with Output Type 2, 4, or 6 connectors.

3. Output Type

CODE	OUTPUT
01	HAN ECO® 16B hood with 16A connector 16P 500V (black)
02	HAN ECO® 16B hood coupler with 16A connector 16P 500V (black)
03	HAN® B 16B hood with 16A connector 16P 500V (black)
04	HAN® B 16B hood coupler with 16A connector 16P 500V (black)
05	HAN® B 16B hood with 16A connector 16P 500V (grey)
06	HAN® B 16B hood coupler with 16A connector 16P 500V (grey)
07	6 x ABL Hightech Schuko (black) connector
08	6 x CEE MENNEKES PowerTop Xtra 16A 3P connector (blue)
09	6 x CEE MENNEKES AM-TOP 16A 3P connector (black)
10	4 x CEE MENNEKES PowerTop Xtra 16A 4P connector (red)
11	4 x CEE MENNEKES AM-TOP 16A 4P connector (black)

Notes: Output Type 7 to 11 plugs are only manufactured with Input Type 2, 4, or 6 plugs.

1. Extension Type

MUL: Includes all other cable assembly

4. Cross Section

1.5: stands for 1.5 mm^2
2.5: stands for 2.5 mm^2

Notes: Those cables in which the input and the output are HAN ECO or HAN B connector are manufactured with HELULIGHT PVC 14G cable.
Those cables in which the input or the output are Schuko or CEE connector are manufactured with TITANEX H07RN-F cable.

5. Length

Cables are manufactured from 1m up to 30m. Please indicate **the length of the cable as a code e.g. code 20** stands for 20 meter.

6. Shrink Tube

X: stands for that the cable is not supplied with shrink tube

T: stands for that the cable is supplied with transparent shrink tube (shrink tube is 2pc of 10cm in length)

C: stands for that the cable is supplied with customized shrink tube (shrink tube is 2pc custom length). If you chose this option, please send us what you would like to print on the shrink tube.

7. Cable Strap

X: stands for that the cable is not supplied with a cable strap

V: stands for that the cable is supplied with a velcro cable strap (only applicable for cables up to 5m)

L: stands for that the cable is supplied with a lushing cable strap in black colour

TECHNICAL SPECIFICATIONS

[ID: GND-02-T-16-5-X-V]
INPUT - 1x HAN® GND plug 1P (Harting)
OUTPUT - 1x HAN® GND connector 1P (Harting)
CABLE TYPE - Titanex® H07RN-F 1x16mm² cable (Nexans)
CABLE LENGTH - 5m

ACCESSORIES - With lashing cable strap
DEGREE OF PROTECTION - IP65
CERTIFICATION - CE (EN 61984)



[ID: GND-01-S-10-03-X-X]
INPUT - 1x HAN® GND connector 1P (Harting)
OUTPUT - 1x HAN® GND connector 1P (Harting)
CABLE TYPE - TB17 FLEX PUR 1x10mm² spiral cable (TBS)
CABLE LENGTH - 0.6-3m

DEGREE OF PROTECTION - IP65
CERTIFICATION - CE (EN 61984)

[ID: GND-07-T-16-0.5-X-X]
INPUT - 1x HAN® GND plug 1P (Harting)
OUTPUT - 1x Twenty clamp for 48-51mm aluminium truss (Doughty)
CABLE TYPE - Titanex® H07RN-F 1x16mm² cable (Nexans)
CABLE LENGTH - 0.5m

DEGREE OF PROTECTION - IP65
CERTIFICATION - CE (EN 61984)

TECHNICAL SPECIFICATIONS

[ID: GND-08-T-16-0.5-X-X]
INPUT - 1x HAN® GND plug 1P (Harting)
OUTPUT - 1x Half coupler for 48-51mm aluminium truss (Doughty)
CABLE TYPE - Titanex® H07RN-F 1x16mm2 cable (Nexans)
CABLE LENGTH - 0.5m

DEGREE OF PROTECTION - IP65
CERTIFICATION - CE (EN 61984)

[ID: GND-03-T-16-0.5-X-X]
INPUT - 1x HAN® GND plug 1P (Harting)
OUTPUT - 1x Cable lug M8, forked type (Weidmüller)
CABLE TYPE - Titanex® H07RN-F 1x16mm^2 cable (Nexans)
CABLE LENGTH - 0.5m

DEGREE OF PROTECTION - IP65
CERTIFICATION - CE (EN 61984)

Example Bonding Cable item Number:	GND	-	01	-	S	-	16	-	10	-	T	-	X
1. Extension Type													
2. Assembly Type													
3. Cable Type													
4. Cross Section													
5. Length													
6. Shrink Tube													
7. Cable Strap													

1. Extension Type

GND: includes all equipotential bonding and grounding related cables and accessories

2. Assembly Type

CODE	INPUT	OUTPUT
01	HAN® GND connector	HAN® GND connector
02	HAN® GND plug	HAN® GND connector
03	Cable lug M6, forked type	HAN® GND connector
04	Cable lug M8, forked type	HAN® GND connector
05	Cable lug M10, forked type	HAN® GND connector
06	Cable lug M12, forked type	HAN® GND connector
07	HAN® GND plug	Strip earthing clips for pipes
08	HAN® GND plug	Twenty clamp for 48-51mm aluminium truss
09	HAN® GND plug	1x Half coupler for 48-51mm aluminium truss
10	Neutrik powerCON	Neutrik powerCON

3. Cable Type

T: stands for Nexans TITANEX H07RN-F cable

S: stands for TBS TB17 LIF11Y11Y flexible cable (spiral cable)

4. Cross Section

10: stands for 10 mm^2
16: stands for 16 mm^2
25: stands for 25 mm^2 (only available for TITANEX cable type)
35: stands for 35 mm^2 (only available for TITANEX cable type)

5. Length

TITANEX cable (code T under cable type):

- Cables are manufactured from 0.5m up to 100m. Please indicate **the length of the cable as a code e.g. code 20** stands for 20 meter.

Notes: Code 3, 4, 5, 6, 7, 8, and 9 under assembly type are manufactured with 0.3m cable. Use code ST for the standard set up.

TBS cables (code S under cable type):

- **01:** cable length is between 0.3 – 1.5m (extension ratio: 1:5)
- **02:** cable length is between 0.5 – 2m (extension ratio: 1:5)
- **03:** cable length is between 0.6 – 3m (extension ratio: 1:5)
- **04:** cable length is between 0.7 – 3.5m (extension ratio: 1:5)
- **05:** cable length is between 1 – 5m (extension ratio: 1:5)
- **06:** cable length is between 1.5 – 7.5m (extension ratio: 1:5)

6. Shrink Tube

X: stands for that the cable is not supplied with shrink tube
T: stands for that the cable is supplied with transparent shrink tube (shrink tube is 2pc of 10 cm in length)
C: stands for that the cable is supplied with customized shrink tube (shrink tube is 2pc of custom length). If you chose this option, please send us what you would like to print on the shrink tube.

7. Cable Strap

X: stands for that the cable is not supplied with a cable strap
V: stands for that the cable is supplied with a velcro cable strap (only applicable for cables up to 20m)
L: stands for that the cable is supplied with a lushing cable strap in black colour

Notes: TBS cables are not supplied with cable strap.

TESLA TECH
www.TeslaTech.GmbH



CONTACT

PETER KORPONAI
Managing Director
Tesla Entertainment Kft.

+36-20-530-2731
PKorponai@TeslaTech.GmbH
www.TeslaTech.GmbH

© Tesla Entertainment Kft., 2022 - All rights reserved!